

VISION STATEMENT

HIGH-QUALITY INSTRUCTIONAL MATERIALS










MISSISSIPPI INSTRUCTIONAL MATERIALS MATTER.

OFFICE OF INSTRUCTIONAL MATERIALS & LIBRARY MEDIA

ELEMENT 2: The school system (district and school) has a clear vision of effective content instruction informing use of high-quality materials.

HOW TO CREATE A VISION STATEMENT



-  Emphasize evidence-aligned teaching and learning in the content area. **1**
-  Explain the student learning goals in the content area. **2**
-  Articulate what students should experience in class. **3**
-  Gather feedback from stakeholders on elements that should be included in the vision statement. **4**
-  Share a draft version of the vision statement. **5**
-  Make edits to the vision statement based on feedback. **6**
-  Revisit the vision statement after each school year of implementation to reflect school system priorities. **7**

HQIM STAKEHOLDERS:

	ADMINISTRATORS
	EDUCATORS
	PARENTS, CAREGIVERS, GUARDIANS
	STUDENTS
	COMMUNITY MEMBERS

NOTE: It is the job of the Implementation Team (e.g., district- and school-level administrators, teachers, and instructional coach) to revisit the vision statement after each school year to reflect and shift priorities, if applicable.

