



# Quick Start Guide

Get started using the Davis Digital K–12 online curriculum! More detailed instructions can be found in the Books, Lessons, Portfolio, and Davis Art Images guides, as well as the training videos found on the Help section. You can download these guides as PDFs, and print, view, or share them as needed. Please email [Support@DavisArt.com](mailto:Support@DavisArt.com) if you have any questions or concerns.

## Contents:

Signing In

Trouble Signing In

Homepage

Books

Davis Art Images

Lessons

Portfolios

SchoolArts

Help and Support



## Signing In

Go to your district specific URL. Enter your username and password to sign in to your account.

Need Help Signing In?

**DAVIS**  
DIGITAL

**WELCOME**

If you are responsible for managing your Davis Digital purchase and accounts and need to activate your purchase, please click the button below.

ACTIVATE PURCHASE

**Sign In**

Email Address or User Name

Password

Forgot Password

SIGN IN

## Trouble Signing In

If you cannot remember your username or are having trouble signing in, click **Need Help Signing In?** to create a Support Ticket. We will reply to your request with your login information.

HELP LOGGING IN

Name

Email

School or District

Phone Number

Problem Description

I'm not a robot

reCAPTCHA  
Privacy - Terms

SUBMIT

If you have forgotten your password, click the **Forgot Password** link below the password box, then follow the steps to enter your email address. You should receive an email that will allow you to create a new password. If you do not receive the email within 30 minutes, check your



email spam or junk box. If you can't find the password reset email, please create a support ticket.

Email Address or User Name

Password

[Forgot Password](#)

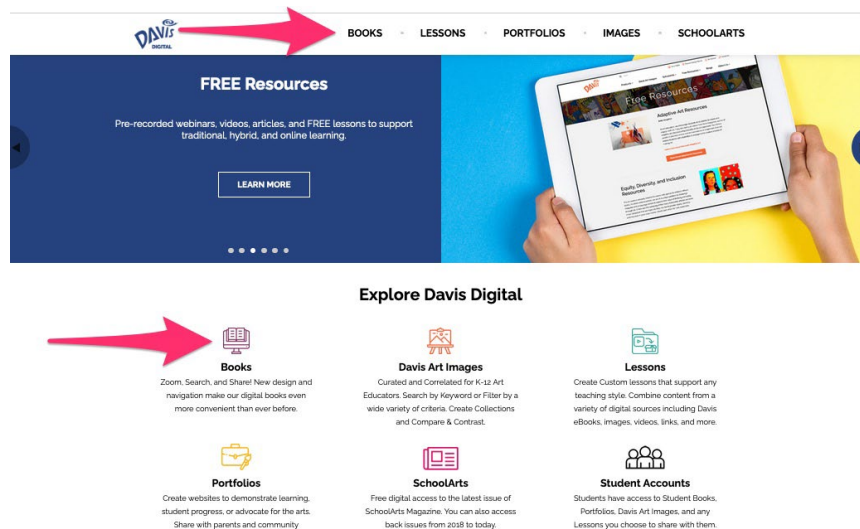
Forgot Password

Email Address

[Back to Login](#)

## Homepage

From the Homepage, you can easily access your **Books**, **Davis Art Images**, **Lessons**, and **Portfolios** from the tabs at the top of the page or from the icons in the middle of the page.

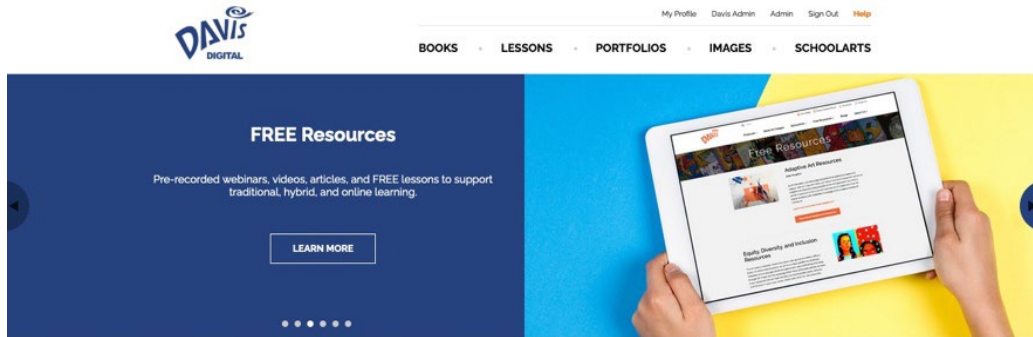


To change your password or edit any of your login information, click **My Profile**.



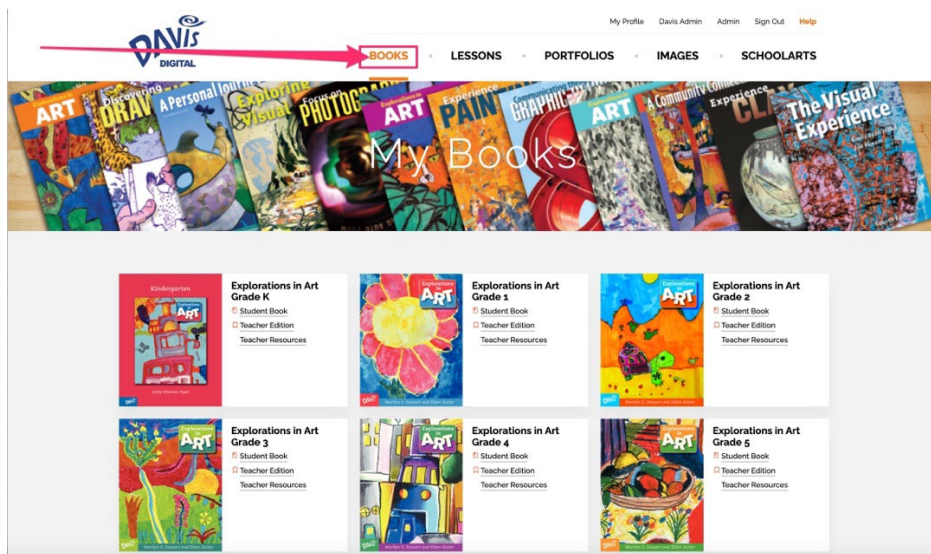


Check the **scrolling banner** at the top of the Homepage for information about upcoming webinars, the latest digital issue of *SchoolArts Magazine*, free resources, and more.



## Books

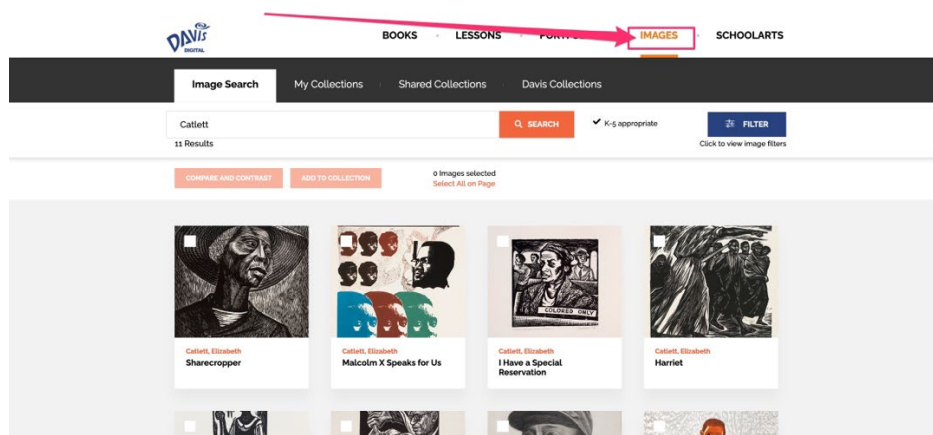
Books contains all of the Davis Digital eBooks that have been assigned to your account. Each tile includes access to the Student edition, Teacher Edition, Resources, and videos (if included). Click the cover image or links to open one of your Books. See the **Books** guide for more information.





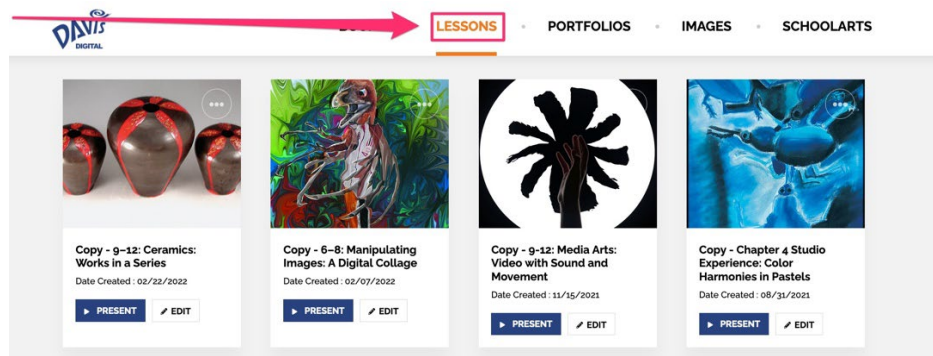
## Davis Art Images

Discover, organize, and present images from Davis' collection of more than 20, 000 high-quality digital images. Search by Keyword or filter, create and share **Collections**, and compare and contrast any two images. You can easily copy and save **Davis Collections** and **Shared Collections** to your account. See the **Davis Art Images** guide for more information.



## Lessons

Combine Davis Digital resources (Books, Davis Art Images) with slideshows, videos, images and more to create custom lessons. Check out our **Sample Lessons** or click **Create New Lesson** to get started. See the **Lessons and Folders: Create and Edit** guide and the **Lessons and Portfolios: Add Content** guide for more information.





# Portfolios

Demonstrate student learning, display finished artwork, or advocate for your visual arts program. Share portfolios within your school community or make them public. See the **Portfolios: Create and Edit** and the **Lessons and Portfolios: Add Content** guides for more information.

# SchoolArts

Access the latest digital issue of **SchoolArts** Magazine (also published by Davis), from your Davis Digital home page. **SchoolArts** is a national art education magazine committed to promoting excellence, advocacy, and professional support for educators in the visual arts.

**CHALK THE WALK**

**Leigh Dale**  
During the earlier months of the 2021-22 academic year, I searched for ideas to keep my students engaged in their art-making through virtual learning. There were so many great internet resources and amazing teachers who were willing to share their experiences during this trying time. This included online conferences, Facebook groups, message boards, and zoom-tech ideas to add to my artist tools.

During most sessions, I teach photography steps at our local museum of contemporary art, and it's absolutely one of my favorite classes to teach. I got to try out new concepts and ideas that I can then bring back to use for our art class. I decided to do this assignment with my phone only images and thought it would be great to adapt for students learning from home through our virtual learning platform.

**Interactive Chalk Walk**  
For most teachers, virtual learning for a hybrid situation became the new way

**work outside and explore different surface areas and media usage. This assignment allowed for the mixing of drawing and photography to capture a moment in time.**

**Conclusion**  
The finished artwork captured each student's unique identity and character as a teacher, it gave me a little more insight into who my students are. I feel that providing student choice, personal student voice, and that should be the essence of any program—give them the tools for success and watch them soar with their own passion and ideas in creating works of art. I could not have created an assignment as great as this without the support of my colleagues at Virginia Beach, Virginia, and a community online for SchoolArts.

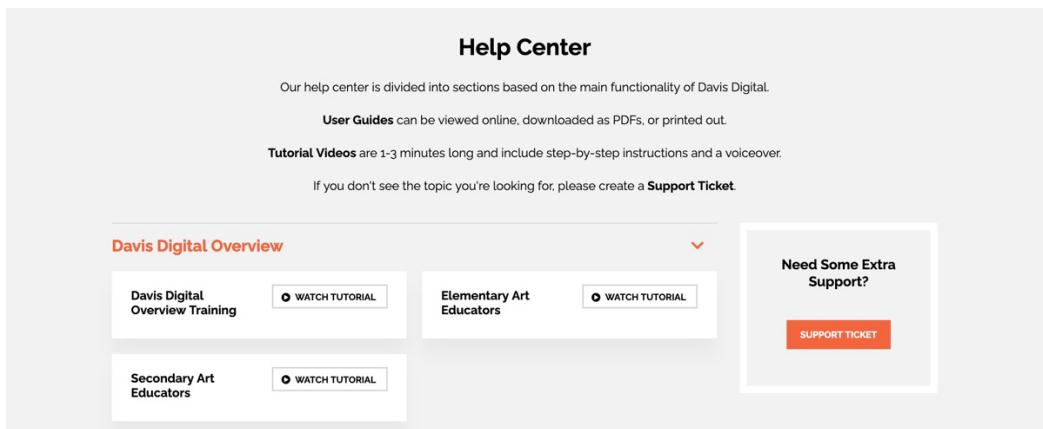
**ARTIST STATEMENT**  
Presenting, Developing and/or other artistic challenges and work for permission.

**ARTIST STATEMENT**  
Artistry is the hand. Art is the light.

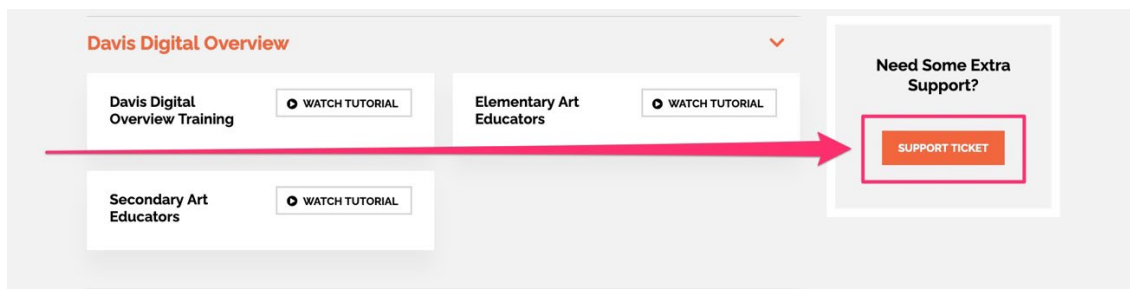


## Help and Support

Click the **Help** link to access all of our **Davis Digital User Guides** and **Tutorial Videos**.



If you need additional Help, click **Support Ticket** to open a support ticket.





Fill out the form. Be sure to include the name of your School District and school email address, then click Submit. The first available member of our Support Team will respond to your request.

## Support Ticket ✕


Email Address

Phone Number

Name

School or District

Describe Your Problem

 I'm not a robot



reCAPTCHA  
[Privacy](#) - [Terms](#)

**SUBMIT**