

VISION STATEMENT

HIGH-QUALITY INSTRUCTIONAL MATERIALS










MISSISSIPPI INSTRUCTIONAL MATERIALS MATTER.

OFFICE OF INSTRUCTIONAL MATERIALS & LIBRARY SERVICES

ELEMENT 2: The school system (district and school) has a clear vision of effective content instruction informing use of high-quality materials.

HOW TO CREATE A VISION STATEMENT



-  Emphasize evidence-aligned teaching and learning in the content area. **1**
-  Explain the student learning goals in the content area. **2**
-  Articulate what students should experience in class. **3**
-  Gather feedback from stakeholders on elements that should be included in the vision statement. **4**
-  Share a draft version of the vision statement. **5**
-  Make edits to the vision statement based on feedback. **6**
-  Revisit the vision statement after each school year of implementation to reflect school system priorities. **7**

HQIM STAKEHOLDERS:

	ADMINISTRATORS
	EDUCATORS
	PARENTS, CAREGIVERS, GUARDIANS
	STUDENTS
	COMMUNITY MEMBERS

NOTE: The Implementation Team (e.g., district—and school-level administrators, teachers, and instructional coaches) is responsible for revisiting the vision statement after each school year to reflect on and shift priorities, if applicable.



Start with your district's current Vision Statement and adjust language to include the adoption and implementation of High-Quality Instructional Materials.